


Step 1. Analyze Student Data

Analyze School Climate survey by reviewing the report and complete the chart below by identifying ideas for improving School Climate

Subgroups	Gaps in Data	Barriers to Success	Next Steps for Improvement
Students 3-8			
Students 9-12			
Staff			
Parents/Caregivers			



Step 2. Additional Data to Consider

Additional student data to consider: Attendance (including disaggregated ex. in person, remote), student engagement, behavior/discipline, graduation rate, technology use. Additional staff/teacher data to consider: Teacher retention, teacher recruitment, teacher attendance, professional learning offerings and what types, walkthrough data.


Data Components	Compelling Questions	Questions, Comments, Thoughts to Consider	Next Steps
Student Engagement through better lesson planning (example)	<ul style="list-style-type: none"> Manageable--size and scope of a single lesson Measured--achievement can be measured Made First--Justify how you chose this activity Most Important--Focus on what is important 	<ul style="list-style-type: none"> We are at a crossroads in learning--Not business as usual Strengthen the connection between practice, classroom teaching and student work Incentivize students who are in good standing 	<ul style="list-style-type: none"> develop scheduled virtual office hours so our staff is available to all students one on one
Staff Goals (example)	<ul style="list-style-type: none"> Can we close some gaps Can we keep our students engaged in learning Can we keep our children connected with a trusted adult 	<ul style="list-style-type: none"> Band level meetings Student goal meetings Communication with home 	<ul style="list-style-type: none"> Walk throughs Weekly staff meetings



Step 3. Data-Informed Reflection & Discussion


In each category below, rank areas of need highest to lowest and identify areas of growth and next steps for improvement.

Data Components	Rank	What are the areas of growth?	Next Steps for Improvement
Safety and Wellbeing of students and staff			
Welcoming of students and staff			
Students role in their learning			
Teaching and Learning			
Parent/caregiver and community involvement			
School progress in supporting all learners			



Step 4. List the Top 3 Priorities (1, 2, 3) from the Ranking Above


Priority	Additional Notes or Questions
	0



Step 5. Braiding Priorities

In an effort to support LEAs in aligning all initiatives and efforts, the OPI suggests braiding all grants and goals into three prioritized, focused areas.

Current Initiatives/Goals	Identify Priority from Above to which Initiative Aligns (1, 2, 3, or none)	How closely does the current initiative/goal align with the identified Top Priority? A - Extremely aligned B - Very aligned C - Not sure D - Slightly aligned E - Not aligned at all
Create a Positive School Culture/ Vision	Aligns with Top Priorities of 1, 2 and 3	A - Extremely aligned
Close some gaps	1,2,3	b
Keep our children engaged in learning	1,2,3	a
Keep our children connected with a trusted adult in a safe learning environment	1,2,3	a



Step 6. Create Action Steps for Each Priority

Think about what support and resources you may need for each priority to be successful, including team members who will be responsible for implementing each action step and a timeline for doing so.

Priority	Action Steps	Person(s) Responsible	Timeline	Notes
Healthy Environment	Band level meetings/student check in	One Health	Fall 2022	One Health Construction